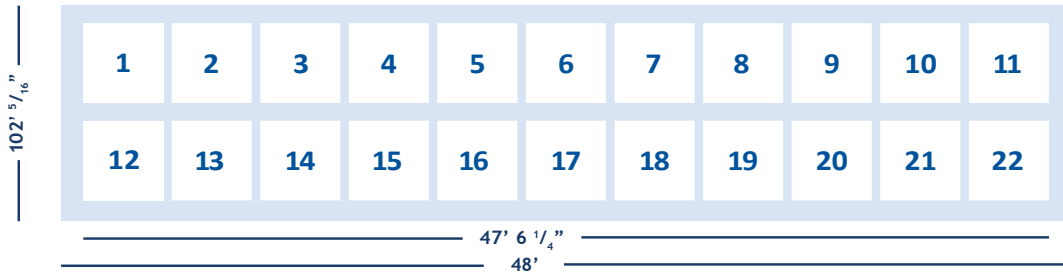
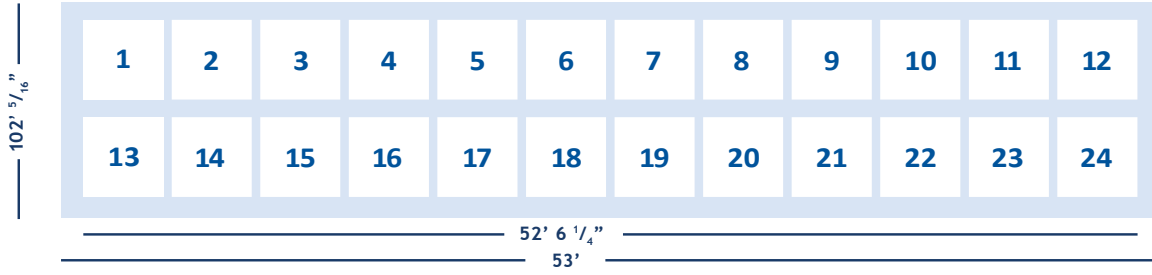


DRY VAN TRAILERS

48' VAN



53' VAN



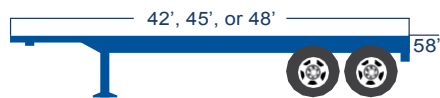
	48'	53'
Weight	13,000 lbs.	14,240 lbs.
Maximum Load	42,000 lbs.	44,000 lbs.
Exterior Height	13 ft. 6 in.	13 ft. 6 in.
Exterior Length	48 ft.	53 ft.
Inside Height	110 in.	110 in.
Inside Width	100 in.	100 in.
Inside Length	47 ft. 6 1/4 in.	52 ft. 6 1/4 in.
Door Height	110 in.	110 in.
Door Width	99 in.	99 in.

EXPEDITED VEHICLES

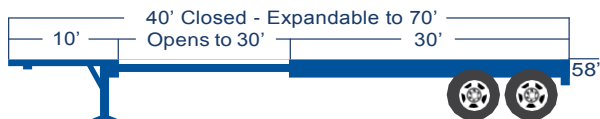
	Unit Type	Weight Capacity	Length x Width x Height (at door)	Width x Height (inside)	
	Cargo Van	A	up to 3,000 lbs.	50" x 48" x 46"	48" x 46"
	Sprinter Van	B	up to 3,500 lbs.	159" x 54" x 72"	49" x 70"
	Cube Van	C	up to 5,000 lbs.	12'/14' x 85" x 88"	144" x 90" x 90"
	Straight Truck	D	up to 15,000 lbs.	144" x 90" x 88"	240" x 90" x 90"
	Dry Van (48' or 53')	E	up to 44,000 lbs.	47'/53' x 99" x 110"	100" x 110"

FLATBED TRAILERS

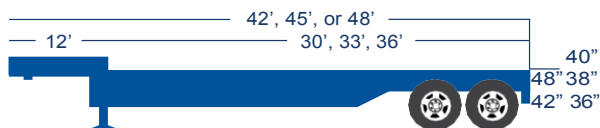
Flat Bed
2 or 3 Axle



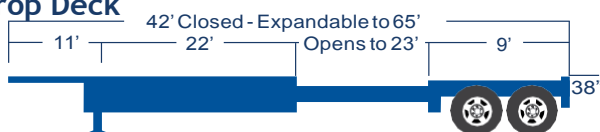
Expandable Flat Bed
2 or 3 Axle



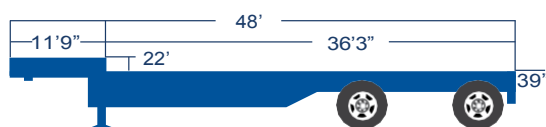
Drop Deck
2 or 3 Axle



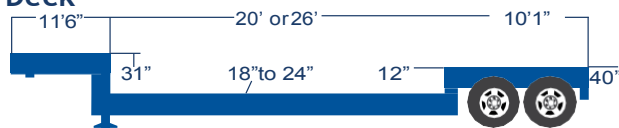
Expandable Drop Deck
2 or 3 Axle



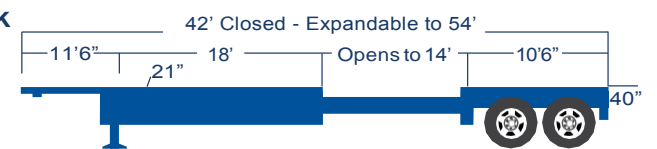
Drop Deck
2 Axle Spread



Double Drop Deck
2 Axle



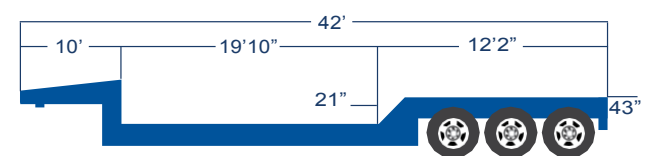
Expandable Double Drop Deck
2 Axle



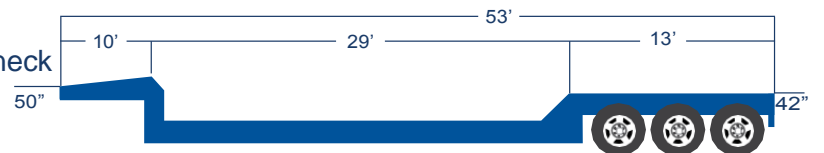
Double Drop Deck
3 Axle



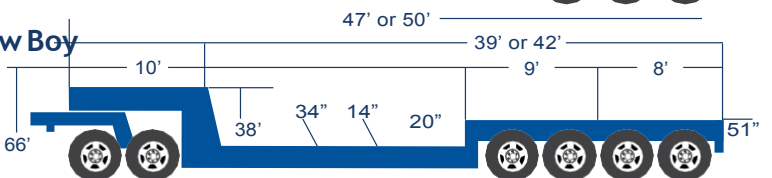
Double Drop
Folding Gooseneck



Double Drop
Removable Gooseneck



Double Drop Deck Low Boy
4 Axle with 1 or 2 Axle
Dolly for Tractor



Cozad

